

**Ports de Commerce de Corse**

**Porti di Commerciù di Corsica**

**Mensuel**

***U Misincu***

**Marchandises 2023**

***Marcanzzii 2023***

octobre 2023

ottobre 2023

## MARCHANDISES GLOBAL

(Tonnage incluant la Tare)

TOTAL PORTS	Marchandises du 1er au 31 octobre			Cumul Marchandises depuis le 1er Janvier		
	2022	2023	Variation	2022	2023	Variation
Régulier National	227 717	206 817	-9,18%	2 381 390	2 155 021	-9,51%
Régulier International	52 003	45 385	-12,73%	457 996	426 739	-6,82%
<b>TOTAL</b>	<b>279 720</b>	<b>252 202</b>	<b>-9,84%</b>	<b>2 839 386</b>	<b>2 581 760</b>	<b>-9,07%</b>
Hydrocarbures	47 772	38 283	-19,86%	561 813	465 040	-17,23%
Ciment	12 736	11 597	-8,94%	96 901	103 346	6,65%
<b>TOTAL</b>	<b>60 508</b>	<b>49 880</b>	<b>-17,56%</b>	<b>658 714</b>	<b>568 386</b>	<b>-13,71%</b>
<b>TOTAL</b>	<b>340 228</b>	<b>302 082</b>	<b>-11,21%</b>	<b>3 498 100</b>	<b>3 150 146</b>	<b>-9,95%</b>

AJACCIO	Marchandises du 1er au 31 octobre			Cumul Marchandises depuis le 1er Janvier		
	2022	2023	Variation	2022	2023	Variation
Régulier National	70 898	64 541	-8,97%	751 267	670 115	-10,80%
Régulier International	1 630	922	-43,44%	9 875	4 831	-51,08%
<b>TOTAL</b>	<b>72 528</b>	<b>65 463</b>	<b>-9,74%</b>	<b>761 142</b>	<b>674 946</b>	<b>-11,32%</b>
Hydrocarbures	19 700	14 233	-27,75%	183 578	154 747	-15,71%
Ciment	4 159	3 027	-27,22%	29 823	28 493	-4,46%
<b>TOTAL</b>	<b>23 859</b>	<b>17 260</b>	<b>-27,66%</b>	<b>213 401</b>	<b>183 240</b>	<b>-14,13%</b>
<b>TOTAL</b>	<b>96 387</b>	<b>82 723</b>	<b>-14,18%</b>	<b>974 543</b>	<b>858 186</b>	<b>-11,94%</b>

BASTIA	Marchandises du 1er au 31 octobre			Cumul Marchandises depuis le 1er Janvier		
	2022	2023	Variation	2022	2023	Variation
Régulier National	113 735	106 795	-6,10%	1 170 649	1 076 376	-8,05%
Régulier International	42 112	38 272	-9,12%	374 849	345 786	-7,75%
<b>TOTAL</b>	<b>155 847</b>	<b>145 067</b>	<b>-6,92%</b>	<b>1 545 498</b>	<b>1 422 162</b>	<b>-7,98%</b>
Hydrocarbures	26 650	24 050	-9,76%	370 741	304 560	-17,85%
Ciment	3 337	3 943	18,16%	25 119	33 282	32,50%
<b>TOTAL</b>	<b>29 987</b>	<b>27 993</b>	<b>-6,65%</b>	<b>395 860</b>	<b>337 842</b>	<b>-14,66%</b>
<b>TOTAL</b>	<b>185 834</b>	<b>173 060</b>	<b>-6,87%</b>	<b>1 941 358</b>	<b>1 760 004</b>	<b>-9,34%</b>

BONIFACIO	Marchandises du 1er au 31 octobre			Cumul Marchandises depuis le 1er Janvier		
	2022	2023	Variation	2022	2023	Variation
Régulier National	0	0	-	0	0	-
Régulier International	8 225	5 959	-27,55%	70 269	69 285	-1,40%
<b>TOTAL</b>	<b>8 225</b>	<b>5 959</b>	<b>-27,55%</b>	<b>70 269</b>	<b>69 285</b>	<b>-1,40%</b>
Hydrocarbures	0	0	-	0	0	-
Ciment	0	0	-	0	0	-
<b>TOTAL</b>	<b>0</b>	<b>0</b>	<b>-</b>	<b>0</b>	<b>0</b>	<b>-</b>
<b>TOTAL</b>	<b>8 225</b>	<b>5 959</b>	<b>-27,55%</b>	<b>70 269</b>	<b>69 285</b>	<b>-1,40%</b>

L'ILE-ROUSSE	Marchandises du 1er au 31 octobre			Cumul Marchandises depuis le 1er Janvier		
	2022	2023	Variation	2022	2023	Variation
Régulier National	14 022	13 081	-6,71%	147 884	157 696	6,63%
Régulier International	0	0	-	2 967	5 735	93,29%
<b>TOTAL</b>	<b>14 022</b>	<b>13 081</b>	<b>-6,71%</b>	<b>150 851</b>	<b>163 431</b>	<b>8,34%</b>
Hydrocarbures	0	0	-	0	0	-
Ciment	2 608	2 346	-10,05%	19 459	20 313	4,39%
<b>TOTAL</b>	<b>2 608</b>	<b>2 346</b>	<b>-10,05%</b>	<b>19 459</b>	<b>20 313</b>	<b>4,39%</b>
<b>TOTAL</b>	<b>16 630</b>	<b>15 427</b>	<b>-7,23%</b>	<b>170 310</b>	<b>183 744</b>	<b>7,89%</b>

PORTO-VECCHIO	Marchandises du 1er au 31 octobre			Cumul Marchandises depuis le 1er Janvier		
	2022	2023	Variation	2022	2023	Variation
Régulier National	21 304	14 947	-29,84%	230 325	179 323	-22,14%
Régulier International	36	232	544,44%	36	1 102	2961,11%
<b>TOTAL</b>	<b>21 340</b>	<b>15 179</b>	<b>-28,87%</b>	<b>230 361</b>	<b>180 425</b>	<b>-21,68%</b>
Hydrocarbures	0	0	-	0	0	-
Ciment	2 315	2 281	-1,47%	21 473	20 888	-2,72%
<b>TOTAL</b>	<b>2 315</b>	<b>2 281</b>	<b>-1,47%</b>	<b>21 473</b>	<b>20 888</b>	<b>-2,72%</b>
<b>TOTAL</b>	<b>23 655</b>	<b>17 460</b>	<b>-26,19%</b>	<b>251 834</b>	<b>201 313</b>	<b>-20,06%</b>

PROPRIANO	Marchandises du 1er au 31 octobre			Cumul Marchandises depuis le 1er Janvier		
	2022	2023	Variation	2022	2023	Variation
Régulier National	7 758	7 453	-3,93%	81 265	71 511	-12,00%
Régulier International	0	0	-	0	0	-
<b>TOTAL</b>	<b>7 758</b>	<b>7 453</b>	<b>-3,93%</b>	<b>81 265</b>	<b>71 511</b>	<b>-12,00%</b>
Hydrocarbures	1 422	0	-100,00%	7 494	5 733	-23,50%
Ciment	317	0	-100,00%	1 027	370	-63,97%
<b>TOTAL</b>	<b>1 739</b>	<b>0</b>	<b>-100,00%</b>	<b>8 521</b>	<b>6 103</b>	<b>-28,38%</b>
<b>TOTAL</b>	<b>9 497</b>	<b>7 453</b>	<b>-21,52%</b>	<b>89 786</b>	<b>77 614</b>	<b>-13,56%</b>

MARCHANDISES

(Tonnage incluant la Tare)

Régulier National
Régulier Internat°
<b>TOTAL</b>
Hydrocarbures
Ciment
<b>TOTAL</b>

Marchandises du 1er au 31 octobre		
2022	2023	Variation
227 717	206 817	-9,18%
52 003	45 385	-12,73%
<b>279 720</b>	<b>252 202</b>	<b>-9,84%</b>
47 772	38 283	-19,86%
12 736	11 597	-8,94%
<b>60 508</b>	<b>49 880</b>	<b>-17,56%</b>

Cumul Marchandises depuis le 1er Janvier		
2022	2023	Variation
2 381 390	2 155 021	-9,51%
457 996	426 739	-6,82%
<b>2 839 386</b>	<b>2 581 760</b>	<b>-9,07%</b>
561 813	465 040	-17,23%
96 901	103 346	6,65%
<b>658 714</b>	<b>568 386</b>	<b>-13,71%</b>

<b>TOTAL</b>
--------------

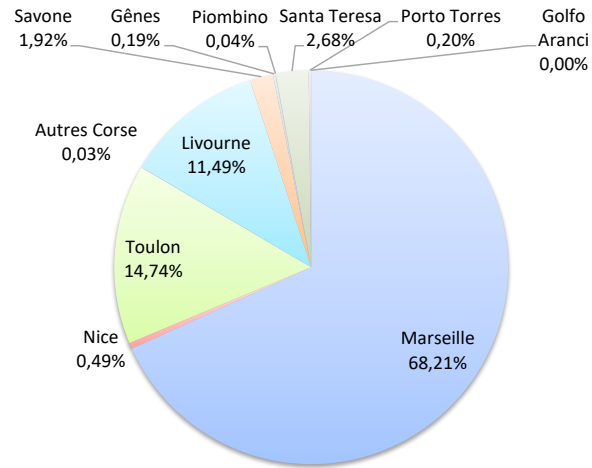
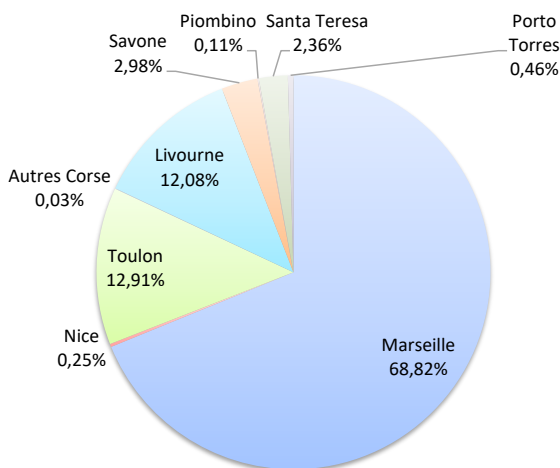
<b>340 228</b>	<b>302 082</b>	<b>-11,21%</b>
----------------	----------------	----------------

<b>3 498 100</b>	<b>3 150 146</b>	<b>-9,95%</b>
------------------	------------------	---------------

LIGNES  
REGULIERS NAT° ET INTERNAT°

Lignes	Marchandises	Variation n-1
Marseille	173 567	-9,87%
Nice	619	-21,05%
Toulon	32 548	-4,99%
Autres Corse	83	-20,95%
Livourne	30 464	-9,42%
Savone	7 518	-10,85%
Gênes	0	-
Piombino	290	-
Santa Teresa	5 959	-27,55%
Porto Torres	1 154	-27,55%
Golfo Aranci	0	-100,00%

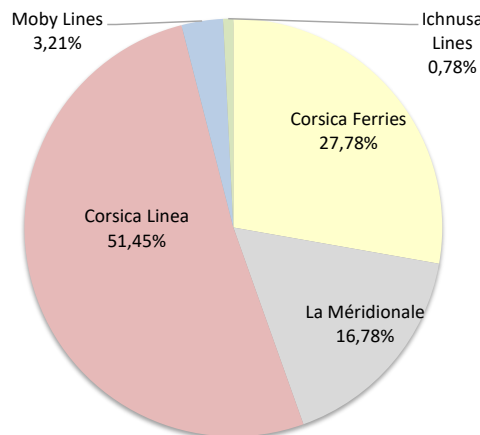
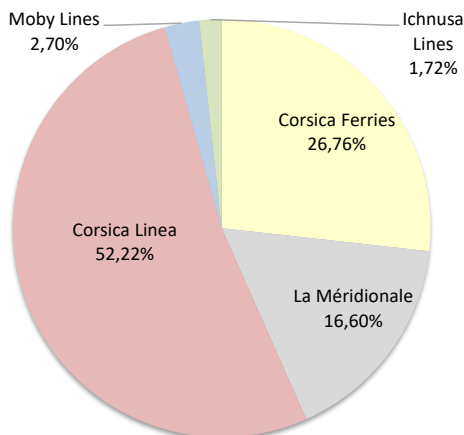
Lignes	Marchandises	Variation n-1
Marseille	1 761 053	-12,36%
Nice	12 726	3,52%
Toulon	380 552	5,86%
Autres Corse	690	234,95%
Livourne	296 721	-8,91%
Savone	49 571	27,02%
Gênes	4 902	-59,20%
Piombino	975	-12,95%
Santa Teresa	69 285	-1,40%
Porto Torres	5 215	-46,24%
Golfo Aranci	70	-47,37%



COMPAGNIES  
REGULIERS NAT° et INTERNAT°

Compagnies	Marchandises	Variation n-1
Corsica Ferries	67 493	-14,27%
La Méridionale	41 857	16,20%
Corsica Linea	131 710	-15,87%
Moby Lines	6 802	19,08%
Ichnusa Lines	4 340	66,28%

Compagnies	Marchandises	Variation n-1
Corsica Ferries	717 112	-1,06%
La Méridionale	433 128	6,29%
Corsica Linea	1 328 304	-17,08%
Moby Lines	82 985	-3,02%
Ichnusa Lines	20 231	3,93%



MARCHANDISES

(Tonnage incluant la Tare)

Marchandises du 1er au 31 octobre		
2022	2023	Variation
70 898	64 541	-8,97%
1 630	922	-43,44%
<b>72 528</b>	<b>65 463</b>	<b>-9,74%</b>
19 700	14 233	-27,75%
4 159	3 027	-27,22%
<b>23 859</b>	<b>17 260</b>	<b>-27,66%</b>

Cumul Marchandises depuis le 1er Janvier		
2022	2023	Variation
751 267	670 115	-10,80%
9 875	4 831	-51,08%
<b>761 142</b>	<b>674 946</b>	<b>-11,32%</b>
183 578	154 747	-15,71%
29 823	28 493	-4,46%
<b>213 401</b>	<b>183 240</b>	<b>-14,13%</b>

Régulier National		
Régulier Internat°		
<b>TOTAL</b>		
Hydrocarbures		
Ciment		
<b>TOTAL</b>		

<b>TOTAL</b>		
--------------	--	--

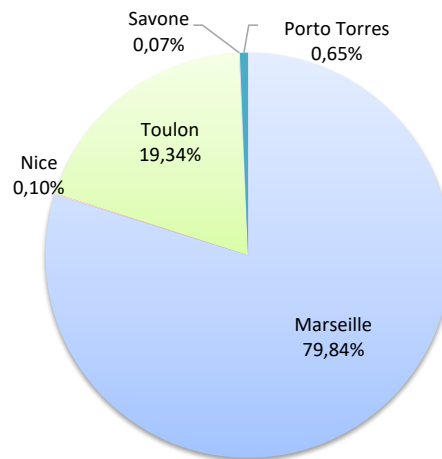
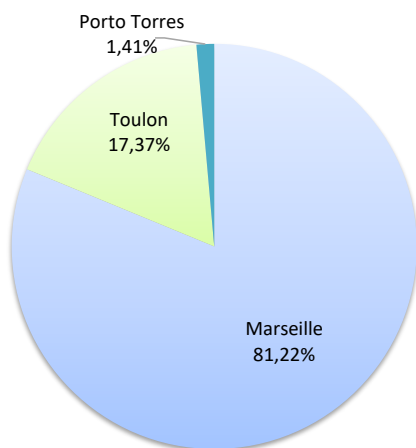
<b>96 387</b>	<b>82 723</b>	<b>-14,18%</b>
---------------	---------------	----------------

<b>974 543</b>	<b>858 186</b>	<b>-11,94%</b>
----------------	----------------	----------------

Lignes	Marchandises	Variation n-1
Marseille	53 171	-10,41%
Nice	0	-
Toulon	11 370	-1,53%
Savone	0	-
Porto Torres	922	-43,44%

Lignes	Marchandises	Variation n-1
Marseille	538 853	-14,74%
Nice	700	105,88%
Toulon	130 562	9,80%
Savone	473	125,24%
Porto Torres	4 358	-54,91%

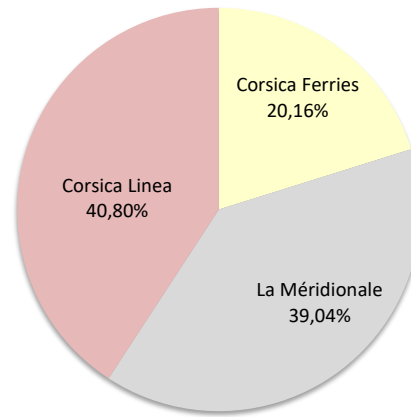
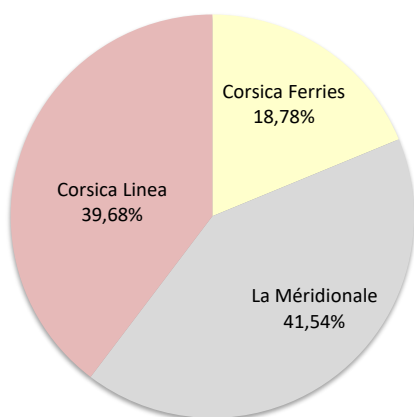
LIGNES  
REGULIERS NAT° ET INTERNAT°



COMPAGNIES  
REGULIERS NAT° ET INTERNAT°

Compagnies	Marchandises	Variation n-1
Corsica Ferries	12 292	-6,72%
La Méridionale	27 194	-4,12%
Corsica Linea	25 977	-16,17%

Compagnies	Marchandises	Variation n-1
Corsica Ferries	136 093	5,40%
La Méridionale	263 503	-19,25%
Corsica Linea	275 350	-9,93%



MARCHANDISES

(Tonnage incluant la Tare)

Marchandises du 1er au 31 octobre

2022	2023	Variation
113 735	106 795	-6,10%
42 112	38 272	-9,12%
<b>155 847</b>	<b>145 067</b>	<b>-6,92%</b>

Cumul Marchandises depuis le 1er Janvier

2022	2023	Variation
1 170 649	1 076 376	-8,05%
374 849	345 786	-7,75%
<b>1 545 498</b>	<b>1 422 162</b>	<b>-7,98%</b>

Régulier National			
Régulier Internat°			
<b>TOTAL</b>			

Croisières	0	0	-
------------	---	---	---

	0	0	-
--	---	---	---

Hydrocarbures	26 650	24 050	-9,76%
Ciment	3 337	3 943	18,16%
<b>TOTAL</b>	<b>29 987</b>	<b>27 993</b>	<b>-6,65%</b>

	370 741	304 560	-17,85%
	25 119	33 282	32,50%
	<b>395 860</b>	<b>337 842</b>	<b>-14,66%</b>

<b>TOTAL</b>	<b>185 834</b>	<b>173 060</b>	<b>-6,87%</b>
--------------	----------------	----------------	---------------

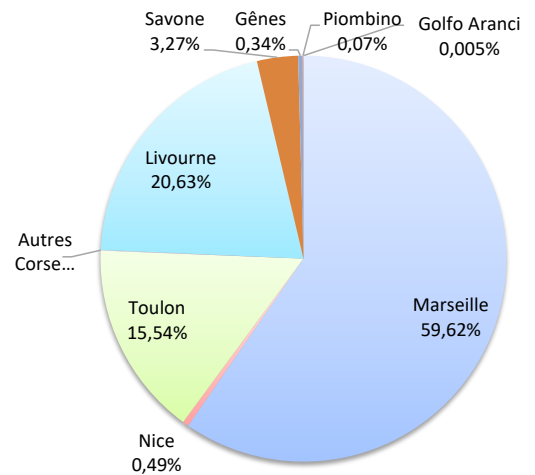
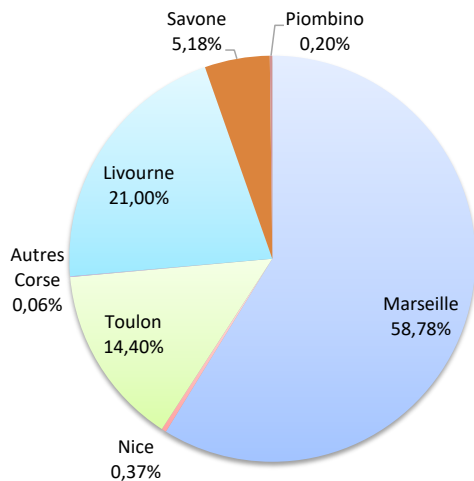
	<b>1 941 358</b>	<b>1 760 004</b>	<b>-9,34%</b>
--	------------------	------------------	---------------

Lignes	Marchandises	Variation n-1
Marseille	85 277	-6,23%
Nice	541	0,56%
Toulon	20 894	-5,65%
Autres Corse	83	-20,95%
Livourne	30 464	-9,42%
Savone	7 518	-10,85%
Gênes	0	-
Piombino	290	-
Golfo Aranci	0	-100,00%

Lignes	Marchandises	Variation n-1
Marseille	847 847	-9,33%
Nice	6 929	-26,37%
Toulon	220 936	-2,20%
Autres Corse	664	222,33%
Livourne	293 325	-9,25%
Savone	46 514	21,28%
Gênes	4 902	-59,20%
Piombino	975	-12,95%
Golfo Aranci	70	-47,37%

LIGNES

REGULIERS NAT° ET INTERNAT°

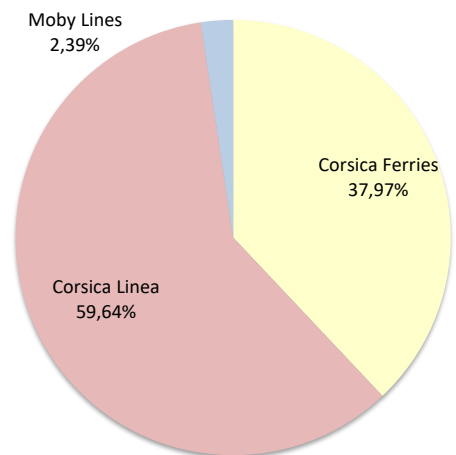
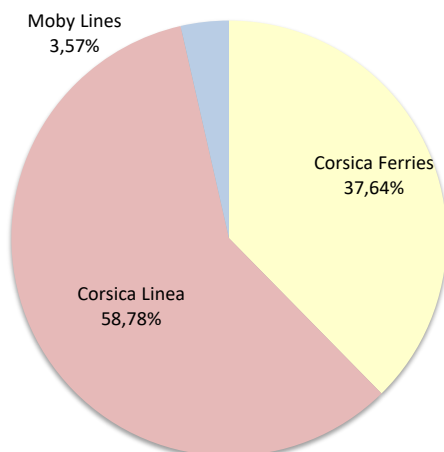


COMPAGNIES

REGULIERS NAT° ET INTERNAT°

Compagnies	Marchandises	Variation n-1
Corsica Ferries	54 607	-15,73%
Corsica Linea	85 277	-6,23%
Moby Lines	5 183	5243,30%

Compagnies	Marchandises	Variation n-1
Corsica Ferries	540 031	-6,18%
Corsica Linea	848 200	-9,29%
Moby Lines	33 931	-2,41%



MARCHANDISES

(Tonnage incluant la Tare)

Régulier National
Régulier Internat°
<b>TOTAL</b>
Hydrocarbures
Ciment
<b>TOTAL</b>

Marchandises du 1er au 31 octobre		
2022	2023	Variation
0	0	-
8 225	5 959	-27,55%
<b>8 225</b>	<b>5 959</b>	<b>-27,55%</b>
0	0	-
0	0	-
<b>0</b>	<b>0</b>	<b>-</b>

Cumul Marchandises depuis le 1er Janvier		
2022	2023	Variation
0	0	-
70 269	69 285	-1,40%
<b>70 269</b>	<b>69 285</b>	<b>-1,40%</b>
0	0	-
0	0	-
<b>0</b>	<b>0</b>	<b>-</b>

<b>TOTAL</b>
--------------

<b>8 225</b>	<b>5 959</b>	<b>-27,55%</b>
--------------	--------------	----------------

<b>70 269</b>	<b>69 285</b>	<b>-1,40%</b>
---------------	---------------	---------------

Lignes	Marchandises	Variation n-1
Santa Teresa	5 959	-27,55%

Lignes	Marchandises	Variation n-1
Santa Teresa	69 285	-1,40%

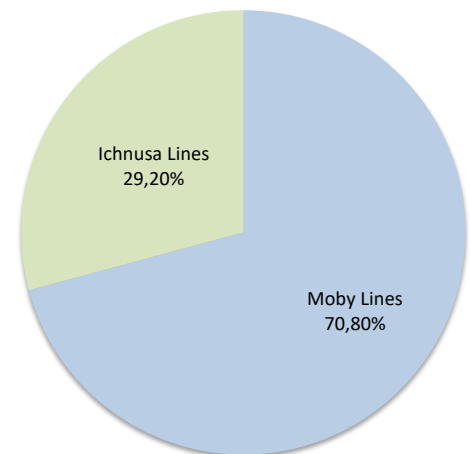
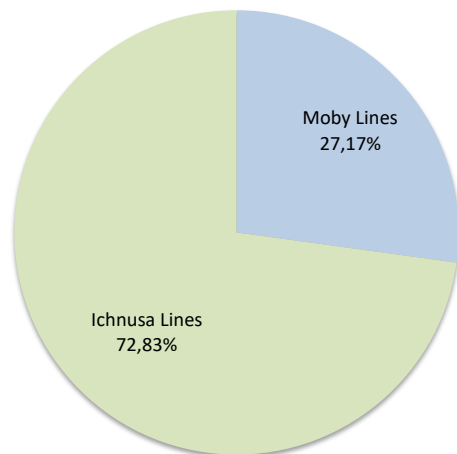
**LIGNES**  
REGULIERS NAT° ET INTERNAT°



**COMPAGNIES**  
REGULIERS NAT° ET INTERNAT°

Compagnies	Marchandises	Variation n-1
Moby Lines	1 619	-71,17%
Ichnusa Lines	4 340	66,28%

Compagnies	Marchandises	Variation n-1
Moby Lines	49 054	-3,44%
Ichnusa Lines	20 231	3,93%



MARCHANDISES

(Tonnage incluant la Tare)

Régulier National
Régulier Internat°
<b>TOTAL</b>
<b>dont MD</b>
Hydrocarbures
Ciment
<b>TOTAL</b>

Marchandises du 1er au 31 octobre		
2022	2023	Variation
14 022	13 081	-6,71%
0	0	-
<b>14 022</b>	<b>13 081</b>	<b>-6,71%</b>
<b>803</b>	<b>750</b>	<b>-6,60%</b>
0	0	-
2 608	2 346	-10,05%
<b>2 608</b>	<b>2 346</b>	<b>-10,05%</b>

Cumul Marchandises depuis le 1er Janvier		
2022	2023	Variation
147 884	157 696	6,63%
2 967	5 735	93,29%
<b>150 851</b>	<b>163 431</b>	<b>8,34%</b>
<b>7492</b>	<b>5385</b>	<b>-28,12%</b>
0	0	-
19 459	20 313	4,39%
<b>19 459</b>	<b>20 313</b>	<b>4,39%</b>

<b>TOTAL</b>
--------------

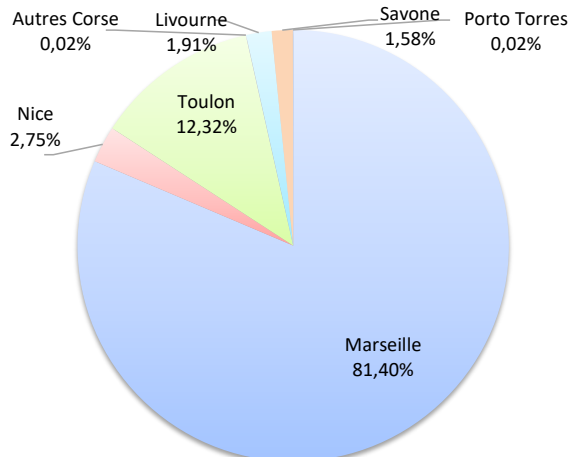
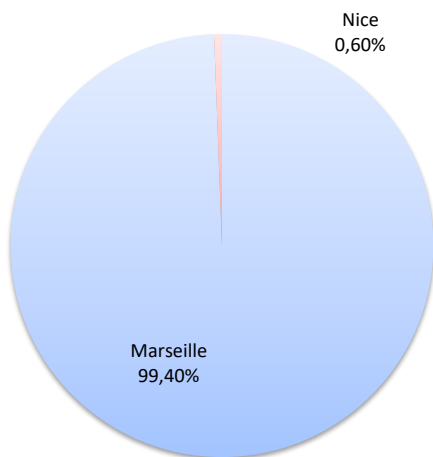
<b>16 630</b>	<b>15 427</b>	<b>-7,23%</b>
---------------	---------------	---------------

<b>170 310</b>	<b>183 744</b>	<b>7,89%</b>
----------------	----------------	--------------

**LIGNES**  
REGULIERS NAT° ET INTERNAT°

Lignes	Marchandises	Variation n-1
Marseille	13 003	-4,54%
Nice	78	-46,58%
Toulon	0	-100,00%
Autres Corse	0	-
Livourne	0	-
Savone	0	-
Porto Torres	0	-

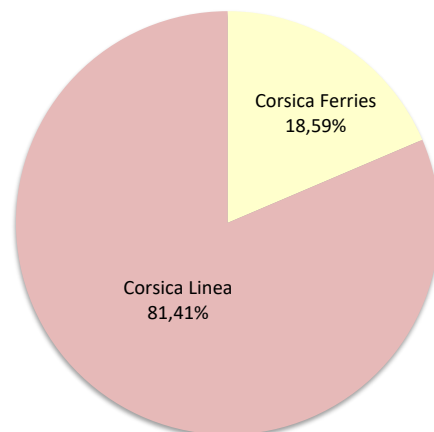
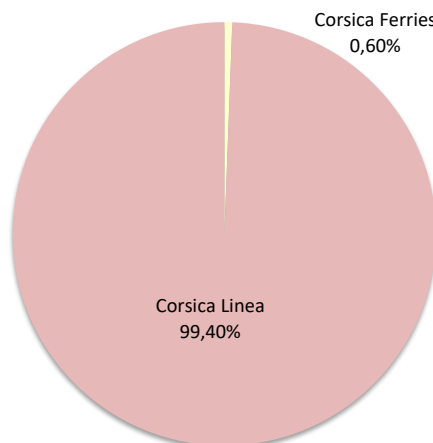
Lignes	Marchandises	Variation n-1
Marseille	133 030	-2,24%
Nice	4 502	98,59%
Toulon	20 138	111,16%
Autres Corse	26	-
Livourne	3 121	24,74%
Savone	2 584	455,70%
Porto Torres	30	-



**COMPAGNIES**  
REGULIERS NAT° ET INTERNAT°

Compagnies	Marchandises	Variation n-1
Corsica Ferries	78	-80,50%
Corsica Linea	13 003	-4,54%

Compagnies	Marchandises	Variation n-1
Corsica Ferries	30 375	105,64%
Corsica Linea	133 056	-2,22%



MARCHANDISES

(Tonnage incluant la Tare)

Régulier National
Régulier Internat°
<b>TOTAL</b>
Hydrocarbures
Ciment
<b>TOTAL</b>

Marchandises du 1er au 31 octobre		
2022	2023	Variation
21 304	14 947	-29,84%
36	232	544,44%
<b>21 340</b>	<b>15 179</b>	<b>-28,87%</b>
0	0	-
<b>2 315</b>	<b>2 281</b>	<b>-1,47%</b>
<b>2 315</b>	<b>2 281</b>	<b>-1,47%</b>

Cumul Marchandises depuis le 1er Janvier		
2022	2023	Variation
230 325	179 323	-22,14%
36	1 102	2961,11%
<b>230 361</b>	<b>180 425</b>	<b>-21,68%</b>
0	0	-
<b>21 473</b>	<b>20 888</b>	<b>-2,72%</b>
<b>21 473</b>	<b>20 888</b>	<b>-2,72%</b>

<b>TOTAL</b>
--------------

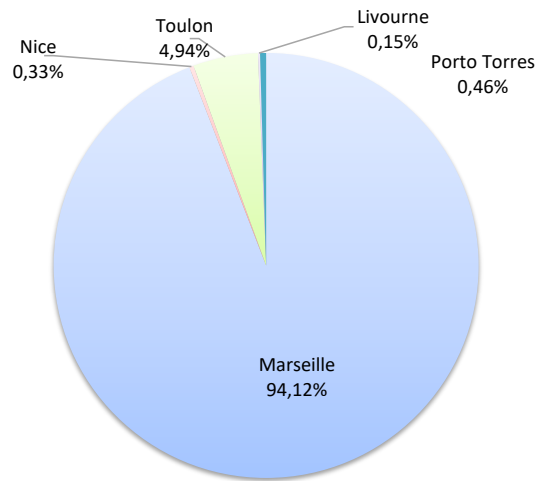
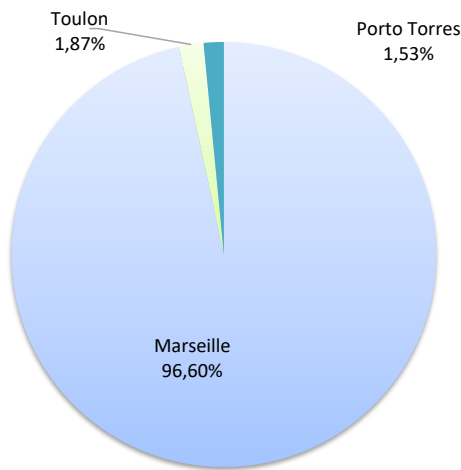
<b>23 655</b>	<b>17 460</b>	<b>-26,19%</b>
---------------	---------------	----------------

<b>251 834</b>	<b>201 313</b>	<b>-20,06%</b>
----------------	----------------	----------------

**LIGNES**  
REGULIERS NAT° ET INTERNAT°

Lignes	Marchandises	Variation n-1
Marseille	14 663	-30,16%
Nice	0	-
Toulon	284	-8,39%
Livourne	0	-
Porto Torres	232	544,44%

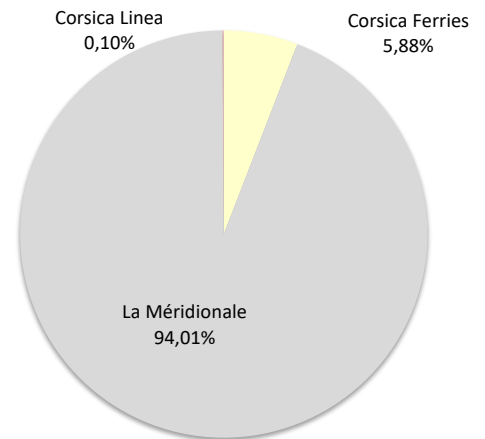
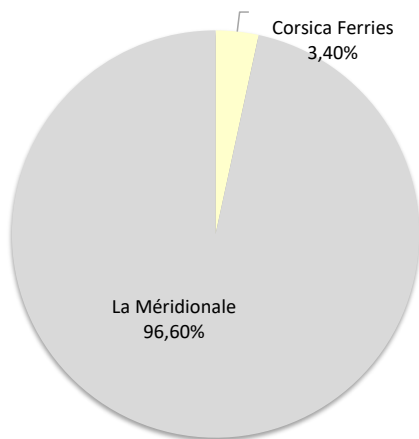
Lignes	Marchandises	Variation n-1
Marseille	169 812	-24,54%
Nice	595	240,00%
Toulon	8 916	74,34%
Livourne	275	-
Porto Torres	827	2197,22%



**COMPAGNIES**  
REGULIERS NAT° ET INTERNAT°

Compagnies	Marchandises	Variation n-1
Corsica Ferries	516	49,13%
La Méditerranéenne	14 663	-
Corsica Linea	0	-100,00%

Compagnies	Marchandises	Variation n-1
Corsica Ferries	10 613	99,31%
La Méditerranéenne	169 625	-
Corsica Linea	187	-99,92%





MARCHANDISES

(Tonnage incluant la Tare)

Régulier National
Régulier Internat°
<b>TOTAL</b>
Hydrocarbures (Bitume)
Ciment
<b>TOTAL</b>

Marchandises du 1er au 31 octobre		
2022	2023	Variation
7 758	7 453	-3,93%
0	0	-
<b>7 758</b>	<b>7 453</b>	<b>-3,93%</b>
1 422	0	-100,00%
317	0	-100,00%
<b>1 739</b>	<b>0</b>	<b>-100,00%</b>

Cumul Marchandises depuis le 1er Janvier		
2022	2023	Variation
81 265	71 511	-12,00%
0	0	-
<b>81 265</b>	<b>71 511</b>	<b>-12,00%</b>
7 494	5 733	-23,50%
1 027	370	-63,97%
<b>8 521</b>	<b>6 103</b>	<b>-28,38%</b>

<b>TOTAL</b>
--------------

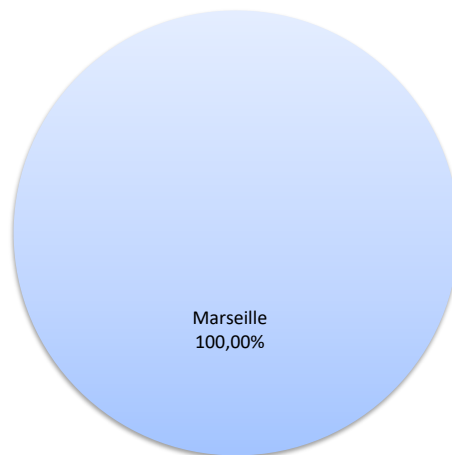

<b>9 497</b>	<b>7 453</b>	<b>-21,52%</b>
--------------	--------------	----------------

<b>89 786</b>	<b>77 614</b>	<b>-13,56%</b>
---------------	---------------	----------------

Lignes	Marchandises	Variation n-1
Marseille	7 453	-2,68%
Nice	0	-100,00%

Lignes	Marchandises	Variation n-1
Marseille	71 511	-11,89%
Nice	0	-100,00%

**LIGNES**  
REGULIERS NAT° ET INTERNAT°



**COMPAGNIES**  
REGULIERS NAT° ET INTERNAT°

Compagnies	Marchandises	Variation n-1
La Méridionale	0	-100,00%
Corsica Linea	7 453	-

Compagnies	Marchandises	Variation n-1
La Méridionale	0	-100,00%
Corsica Linea	71 511	-

